






Key stage 4

This is provisional data for 2016/2017.

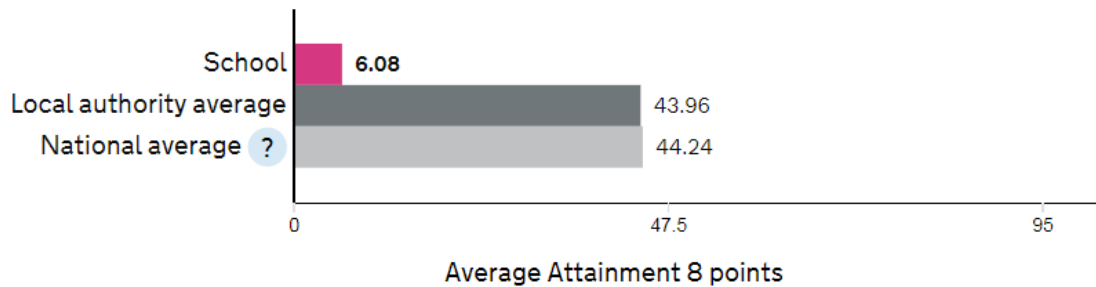
Progress 8 ?

School	-1.14		Well above average
Confidence interval ?	-1.68 to -0.60		Above average
Number of pupils	20		Average
National average ?	-0.03		Below average
School compared to national average ?			Well below average

This Progress 8 score is an improvement on -1.59 last year. This score places us 22nd nationally in comparison to all special schools.

Attainment 8 ?

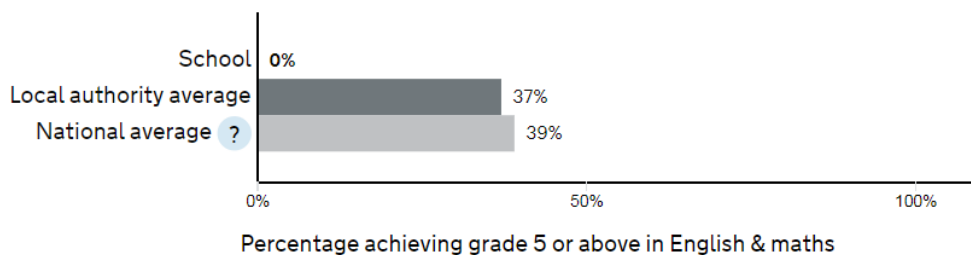
Number of pupils = 20



Percentage achieving grade 5 or above in English and maths ?

Number of pupils = 20

[View as table](#)



Percentage entering the English Baccalaureate ?

Number of pupils = 20

[View as table](#)

